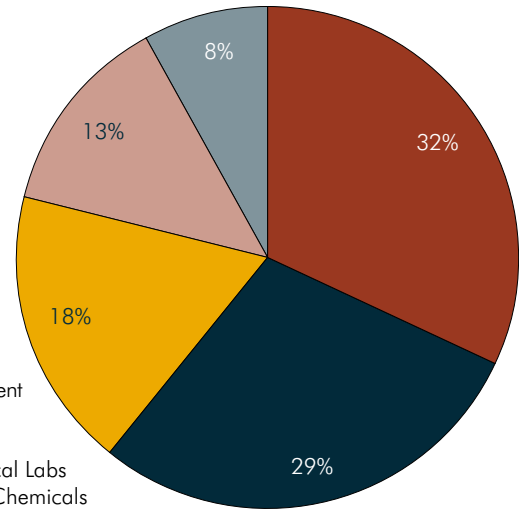


INDIANA'S LIFE SCIENCES INDUSTRY

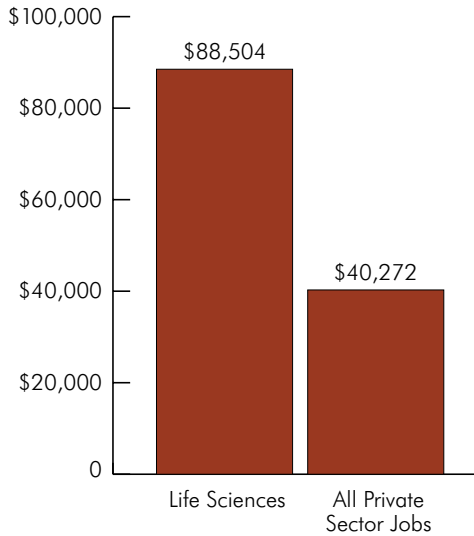
* Most recent statistical data is from 2011.
Sources: BioCrossroads/Indiana Business Research Council



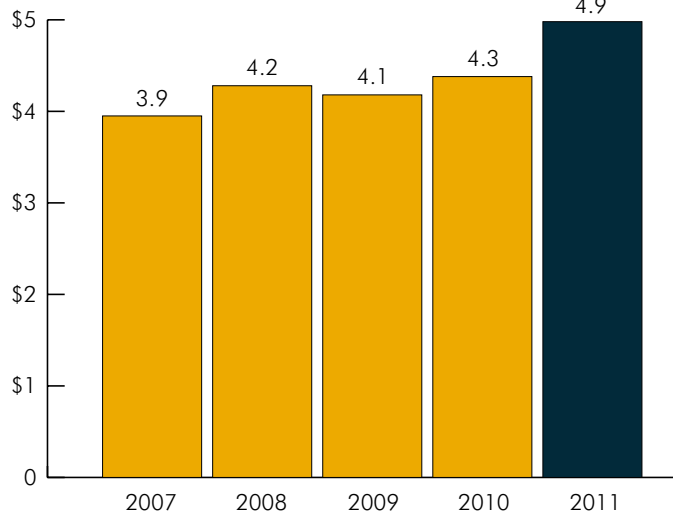
Indiana Strong In All Areas

- Medical Devices and Equipment
- Drugs and Pharmaceuticals
- Biologistics
- Research, Testing and Medical Labs
- Agricultural Feedstock and Chemicals

Average Wage Comparison

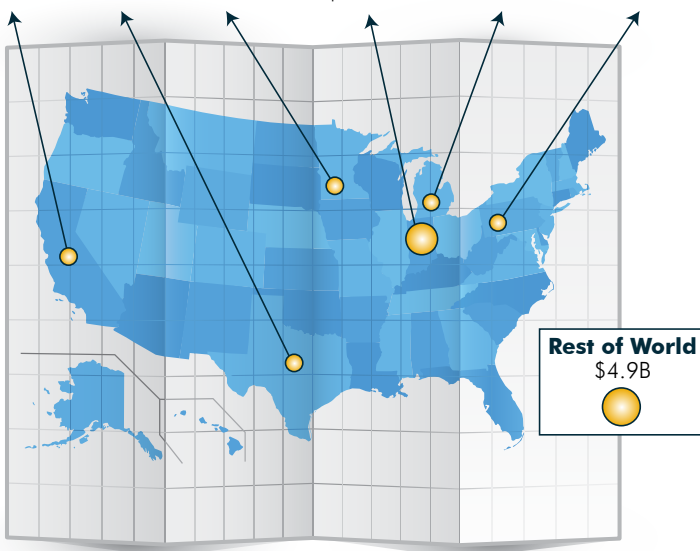


Total Wages (2007-2011) (billions)



Global Orthopedics Industry 33% based in Warsaw, Indiana

California \$515M **Texas** \$763M **Minnesota** \$3.4B **INDIANA** \$16.7B **Michigan** \$5.0B **Pennsylvania** \$2.9B



Breaking Down the Sector	
Economic impact	\$50 billion
Jobs	55,502
Wages	\$4.9 billion
Establishments	1,975
Venture capital invested	\$14 million
Exports	\$9.3 billion
Exports – state rank	3
Exports per worker	\$167,821
University patent filings	695
Patents issued	148
University licenses	109
University licensing income	\$17 million
University start-ups	15
Corporate patent filings	489
FDA product approval	173