

# 2015 Postings: Seeking These Jobs, Skills

Job postings are one tool of measuring what is taking place in the employment marketplace. Throughout 2015, *BizVoice*® utilized information from Burning Glass (focused on developing technologies for matching people with jobs) to provide insights into skills, certifications, salaries and other jobs data.

We close with a look at more than 362,000 job postings (through early October) for 2015. The charts below outline the top 10 occupations sought, as well as both specialized and baseline skills that were outlined in those postings.

A few observations compared to 2014:

- In the occupation category, truck drivers are in even higher demand. There were more than 37,000 postings for this position in

2015, compared to 25,000 the year before

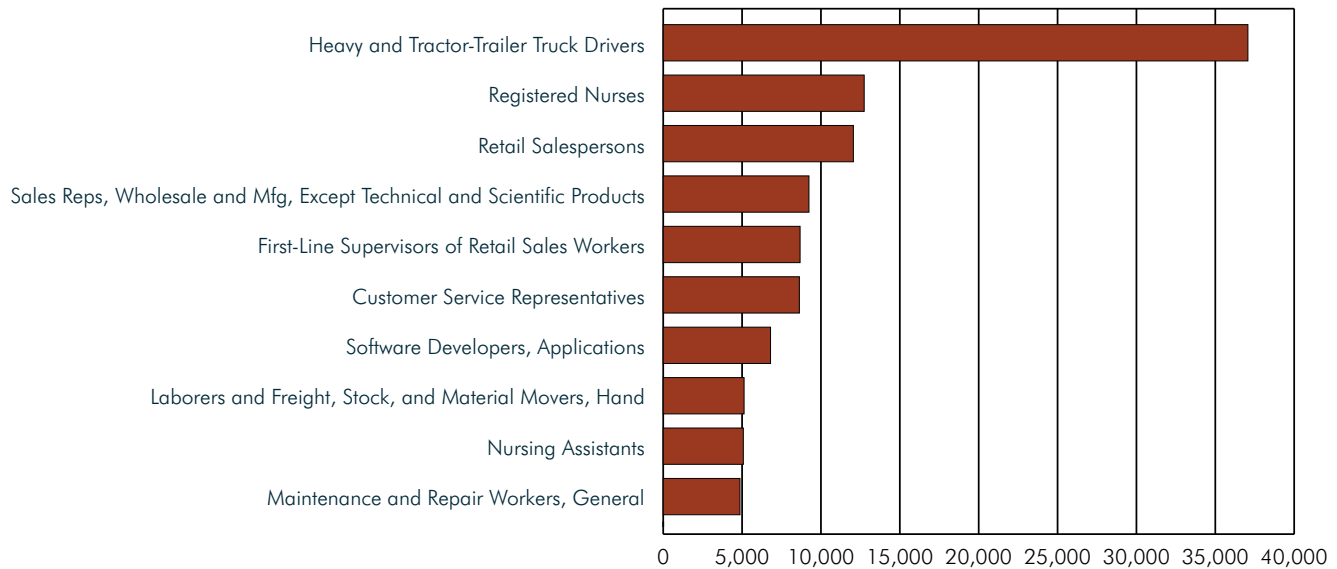
- There were also significant increases in ads seeking registered nurses and nursing assistants. Software developers were not in the top 10 a year ago, but seventh in 2015 with 6,800-plus postings
- There were limited changes in both the baseline and specialized skills that are required, although repair moved ahead of sales for the top spot in the latter category
- Nearly 40% of all job postings, however, did not include any skill listings

IndianaSkills.com also makes use of Burning Glass data to provide job supply and demand information for employers, workers and prospective employees. Learn more about this free resource at [www.IndianaSkills.com](http://www.IndianaSkills.com).

## 2015 INDIANA JOB POSTINGS

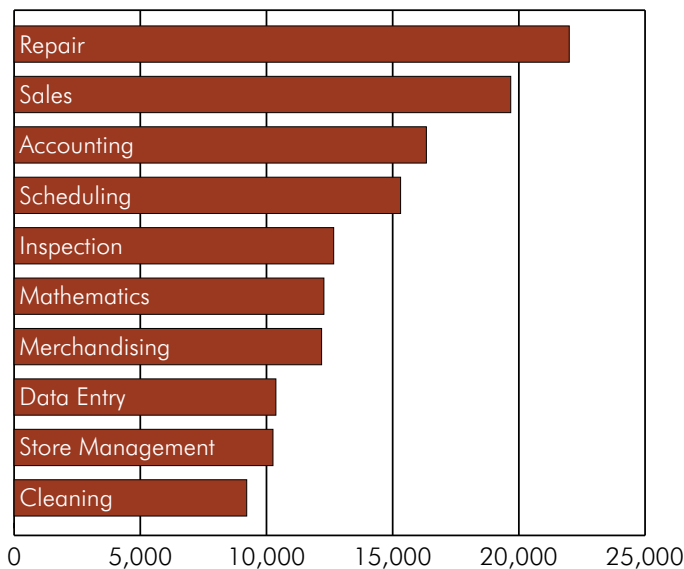
### Top 10 Overall Occupations

(365,000-plus records)



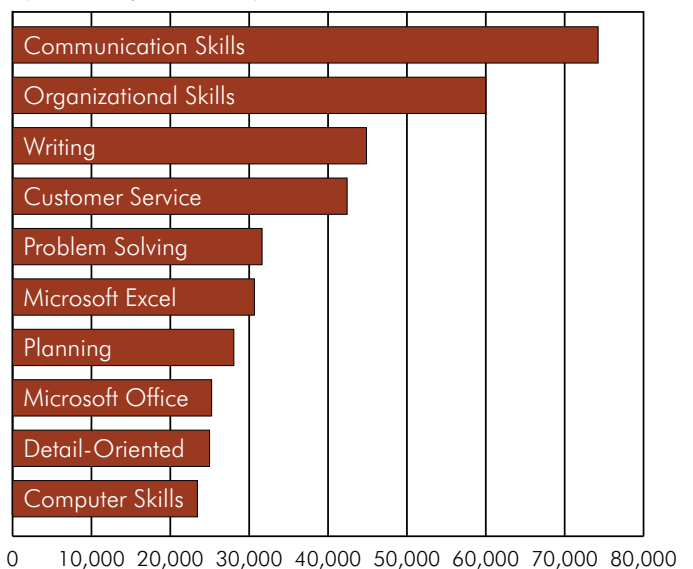
### Top 10 Specialized Skills

\*(218,000-plus records)



### Top 10 Baseline Skills

\*(218,000-plus records)



\*39% of overall job posting records did not include a skill

Source: All charts on this page derived from Burning Glass data.